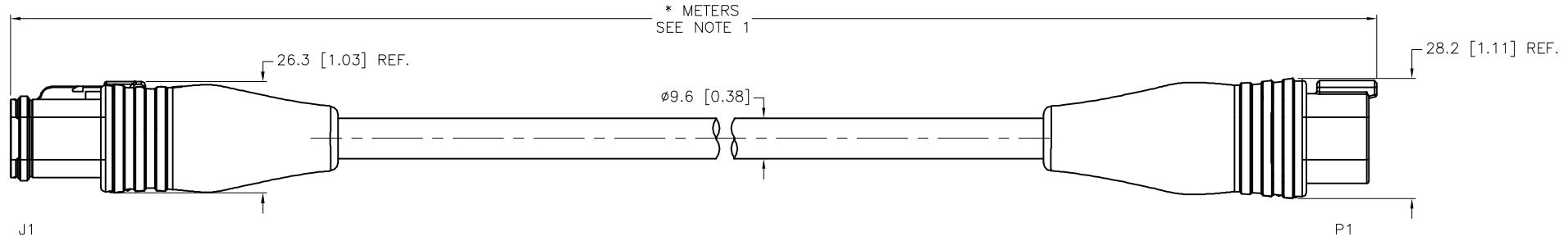
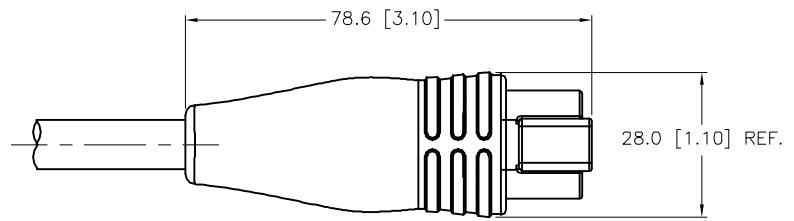
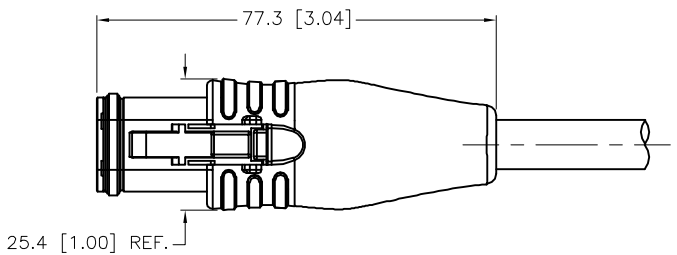


SPECIFICATIONS	
DEUTSCH CONNECTOR	DT06-6S-EP11 (J1), DT04-6P (P1)
DEUTSCH WEDGELOCK	W6S-P012 (J1); W6P (P1)
DEUTSCH TERMINALS	0462-201-16141 (J1); 0460-202-16141 (P1)
MOLDED HEAD MATERIAL/COLOR	TPU/BLACK
OUTER JACKET MATERIAL/COLOR	TPE/BLACK
CONDUCTOR INSULATION MATERIAL	PVC
NUMBER OF CONDUCTORS [AWG]	6x18 AWG
RATED CURRENT [A]	8.0 A
OPERATING VOLTAGE [V]	250 V
CABLE TEMPERATURE RANGE	-40°C to +90°C (-40°F to +194°F)
PROTECTION CLASS	IP67, IP69K



CABLE LENGTH	TOLERANCE*
ALL LENGTHS	+ 4% (OR 50mm) OF LENGTH - 0% (OR 0mm) OF LENGTH WHICHEVER IS GREATER
STRIP LENGTH	TOLERANCE*
0-7mm	±0.5mm
8-29mm	±1.0mm
30-49mm	±2.0mm
50-69mm	±3.0mm
70-100mm	±4.0mm
OVER 100mm	±5.0mm

**\*UNLESS OTHERWISE SPECIFIED**

NOTES:  
 1. "\*" INDICATES CABLE LENGTH IN METERS. CONTACT TURCK TO ORDER SPECIFIC LENGTHS.

**SOURCE DRAWING - FOR REFERENCE ONLY**

RELATED DOCUMENTS 1. 2. 3. 4.	3RD ANGLE PROJECTION 	THIS DRAWING IS CONFIDENTIAL AND THE PROPERTY OF TURCK INC. USE OF THIS DOCUMENT WITHOUT WRITTEN PERMISSION IS PROHIBITED.		3000 CAMPUS DRIVE MINNEAPOLIS, MN 55441 1-800-544-7769 (763) 553-7300 (763) 553-0708 fax www.turck.us	
		MATERIAL SEE SPECIFICATIONS	DRFT RDS APVD A.A.	DATE 04/13/15 SCALE 1=1.5	DESCRIPTION DT06-6S-2132-*M-DT04-6P
FINISH SEE SPECIFICATIONS	ALL DIMENSIONS DISPLAYED ON THIS DRAWING ARE FOR REFERENCE ONLY  CONTACT TURCK FOR MORE INFORMATION	UNIT OF MEASUREMENT <b>MILLIMETER [ INCH ]</b>		IDENTIFICATION NO.	
DO NOT SCALE THIS DRAWING		FILE: 777035114		REV G	

G	ADD OPERATING VOLTAGE	NF	04/25/22	77566
REV	DESCRIPTION	BY	DATE	ECO NO.